

KEEP IN MIND, SAFETY STARTS WITH YOU!



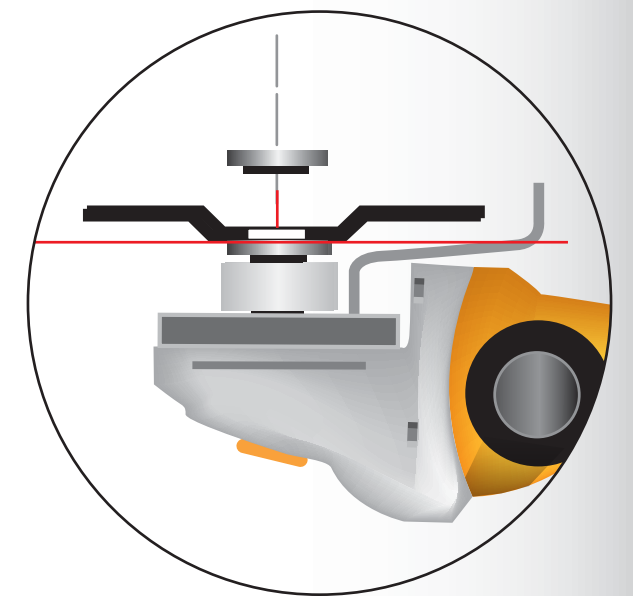
Basic Safety Rules

- ✓ Unplug the tool when changing abrasives
- ✓ Use the right tool for the job
- ✓ Never exceed RPM Max.
- ✓ Inspect tool for any damages
- ✓ Use safety guard
- ✓ Make sure you use the right extension cord



Mounting Grinding Wheels and Flap Discs

- ✓ Always mount "Spin-On" wheels with back flanges




Grinding Angles

Grinding wheels



Max. 20°
Min. 15°

Flap discs



Max. 10°
Min. 5°

Sanding discs



Max. 2°

NEVER USE FLAT

Wire Brushes

- ✓ Let tip of wires do the work
- ✓ Work with the face of the brush

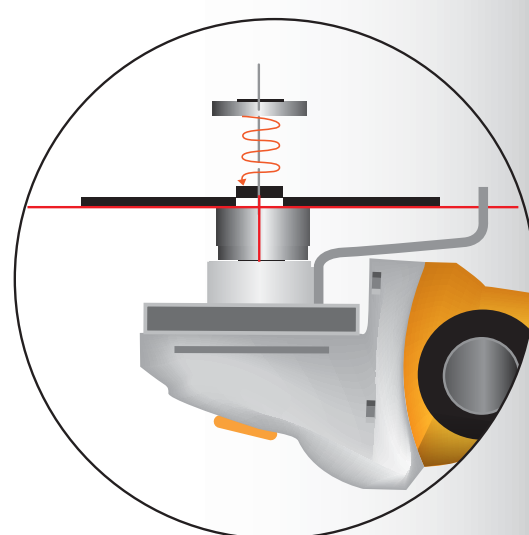


Mounting Cut-off Wheels

Flat wheels (Type 1)

Proper mounting:

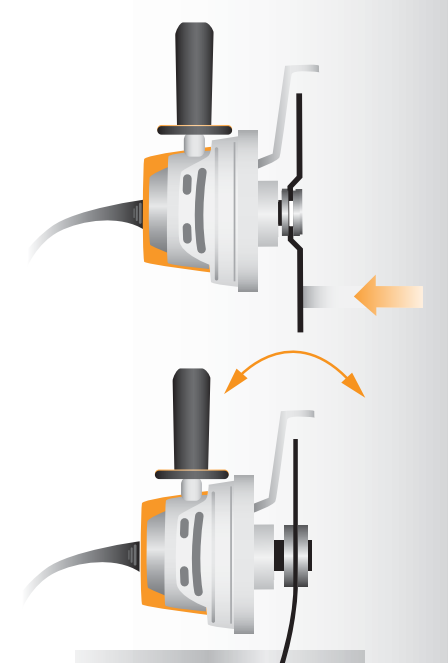
- ✓ Center
- ✓ Use matching flanges
- ✓ Use FLAT flanges
- ✓ Do not use with a depressed center back flange



Cut-off Wheels

For portable grinders and stationary cut-off machines

- ✓ Never overfeed
- ✓ Never sidegrind
- ✓ Avoid twisting and vibration
- ✓ Always present the narrowest cross section of the material to the wheel



walter.com/safety

 **WALTER**
Surface Technologies